

BRINK ALERT

LED SAFETY LIGHT SYSTEMS



PRODUCT CATALOG
SPRING/SUMMER
2025

BRINKALERT.COM



LED SAFETY LIGHT SYSTEMS

About Us



BrinkAlert is a Universal Safety Light System for commercial garage doors, gates, loading docks, and other high-traffic industrial environments.

These highly-visible signaling devices are crucial for managing safety and liability while preventing damage. This translates immediately into cost control in places like fire stations and warehouse distribution centers.

Our innovative system works with existing door and dock equipment, providing a uniform safety solution for easy, cost-effective safety upgrades facility-wide.

Are your doors and docks lighted for safety?

    @BrinkAlert

BRINKALERT.COM



COMMERCIAL DOOR LIGHT SYSTEMS

Commercial Door Light Kit	1
Manual Door Light Kit	2

APPROACH ALERT

Blind Door Light Kit	3
Blind Corner Light Kit	3

LOADING DOCK LIGHT SYSTEMS

Loading Dock Backing Light Kit	4
Loading Dock Corner Light Kit	5
Loading Dock Leveler Kit	6

ACCESSORIES


LED Controllers	9
LED Strips	10
LED Harness Cables	11
LED Retainer Track	11
Other Accessories	12

POLICIES

Warranty Policy	13
Return Policy	14




LDLK-C - Page 5



LED SAFETY

Proudly Manufactured and Quality Tested in the USA





LDLK-LEVELER5 - Page 6

LIGHT SYSTEMS



CDLK COMMERCIAL DOOR LIGHT KIT

The Commercial Door Light Kit (CDLK) wires into any existing operator. Our patented LED controller detects the open and close signals from the door operator and responds by changing the lights. Industrial grade LEDs are solid red when the door is fully closed, flashing red when in motion, flashing amber just prior to closing, and solid green when fully open. Use on left/right or in/outside of the door. Perfect for fire stations, commercial warehouses and cold storage facilities!

ITEM CODE	HEIGHT	LEDs	LED HARNESS CABLE	LED RETAINER TRACK (5')
CDLK5-1	5'	1	30'	1
CDLK5-2	5'	2	30' (2)	2
CDLK5-3	5'	3	30' (3)	3
CDLK5-4	5'	4	30' (4)	4
CDLK10-1	10'	1	30'	2
CDLK10-2	10'	2	30' (2)	4
CDLK10-3	10'	3	30' (3)	6
CDLK10-4	10'	4	30' (4)	8
CDLK15-1	15'	1	30'	3
CDLK15-2	15'	2	30' (2)	6
CDLK15-3	15'	3	30' (3)	9
CDLK15-4	15'	4	30' (4)	12
CDLK20-1	20'	1	30'	4
CDLK20-2	20'	2	30' (2)	8

OPTIONS & ACCESSORIES	ON PAGE
Horn (Audible alert prior to door closing)	12
LED Harness Cable Upgrade (40', 60', 80', 100')	11
LED High-Brightness (+30%)	10
LED Retainer Track (TRACKSNG5-CLASSIC, TRACKSNG5, TRACKDUAL5, TRACK995, TRACK905, TRACK455)	11
NEMABOX Options & Accessories	12
Pre-Announce (Flashes amber before closing)	12
Track Tape Kit (High strength double sided tape preinstalled)	12
TRANSFORM480AC-110AC-100VA	12

KIT COMPONENTS
LED Strip (1 to 4) *
30' LED Harness Cable (1 to 4) *
LED Retainer Track (1 to 12) *
LED Door Controller (CONTROL-CDLK)
DC Power Supply (PS24VIN-2.5A)
Signal Wire (22-4 10')
#6 Mounting Screws (6 to 61) *
Installation Manual

*Quantity depends on item code.





MDLK MANUAL DOOR LIGHT KIT

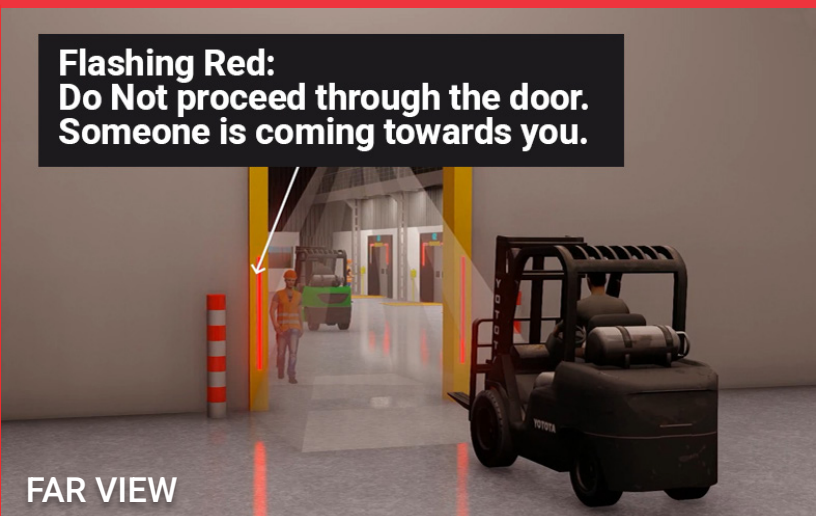
The Manual Door Light Kit (MDLK) works with any non-motorized door. Our patented LED controller detects the open signal from the limit switch (included) and responds by changing the lights. Industrial grade LEDs are normally solid red, but turn green when the door is at the fully-open limit. You can add an optional limit switch for flashing red while in motion. Works great for fire stations or any facility with manual doors.

ITEM CODE	HEIGHT	LEDs	LED HARNESS CABLE	LED RETAINER TRACK (5')
MDLK5-1	5'	1	30'	1
MDLK5-2	5'	2	30' (2)	2
MDLK5-3	5'	3	30' (3)	3
MDLK5-4	5'	4	30' (4)	4
MDLK10-1	10'	1	30'	2
MDLK10-2	10'	2	30' (2)	4
MDLK10-3	10'	3	30' (3)	6
MDLK10-4	10'	4	30' (4)	8
MDLK15-1	15'	1	30'	3
MDLK15-2	15'	2	30' (2)	6
MDLK15-3	15'	3	30' (3)	9
MDLK15-4	15'	4	30' (4)	12
MDLK20-1	20'	1	30'	4
MDLK20-2	20'	2	30' (2)	8

OPTIONS & ACCESSORIES	ON PAGE
Horn (Audible alert prior to door closing)	12
LED Harness Cable Upgrade (40', 60', 80', 100')	11
LED High-Brightness (+30%)	10
LED Retainer Track (TRACKSNG5-CLASSIC, TRACKSNG5, TRACKDUAL5, TRACK995, TRACK905, TRACK455)	11
Limit Switch (LIMITSWITCH-LEVELER)	12
NEMABOX Options & Accessories	12
Track Tape Kit (High strength double sided tape preinstalled)	12

KIT COMPONENTS
LED Strip (1 to 4) *
30' LED Harness Cable (1 to 4) *
LED Retainer Track (1 to 12) *
LED Door Controller (CONTROL-CDLK)
DC Power Supply (PS24VIN-2.5A)
Signal Wire (22-4 10')
#6 Mounting Screws (6 to 61) *
Limit Switch Leveler (LIMITSWITCH-LEVELER)
Installation Manual

*Quantity depends on item code.



APPROACH ALERT

BLIND SPOT LIGHT KIT

ApproachAlert is a 2-way traffic control system that regulates pedestrian and forklift traffic at blind spot intersections in warehouses. When multiple participants approach a blind spot intersection simultaneously, ApproachAlert reviews the incoming triggers and makes decisions about the order in which to allow passage. The system can discern between pedestrian and vehicular traffic by which sensor and/or lane was triggered. The installer can set several parameters that affect which type of traffic or lane gets priority over others.

ApproachAlert secures blind doorways and blind corners with 2-way traffic.

ITEM CODE	HEIGHT	LEDs
BDLK5-2 (BLIND DOOR LIGHT KIT)	5'	2
BDLK5-4 (BLIND DOOR LIGHT KIT)	5'	4
BCLK5-2 (BLIND CORNER LIGHT KIT)	5'	2
BCLK5-4 (BLIND CORNER LIGHT KIT)	5'	4

OPTIONS & ACCESSORIES	ON PAGE
LED Harness Cable Upgrade (40', 60', 80', 100')	11
LED High-Brightness (+30%)	10
LED Retainer Track (TRACKSNG5-CLASSIC, TRACKSNG5, TRACKDUAL5, TRACK995, TRACK905, TRACK455)	11
NEMABOX Options & Accessories	12
Pedestrian Button	CONTACT US
Presence Detector	CONTACT US
Motion Detector	CONTACT US

KIT COMPONENTS
LED Strip (2 or 4) *
30' LED Harness Cable (2 or 4) *
TRACKDUAL (2 or 4) *
ApproachAlert 2-Way LED Controller
DC Power Supply (PS24VIN-2.5A)
Signal Wire (22-4 10')
NEMABOX-8X6X4-CTRL-INSTALLED
Installation Manual

*Quantity depends on item code.





LDBLK / LOADING DOCK BACKING LIGHT KIT

The Loading Dock Backing Light Kit (LDBLK) provides 2 vertical LED strips on left and right sides of a loading dock's exterior. LED colors indicate bay availability, and provide a visible path for backing safely to the loading dock. Optional sensor changes LED color from green to red when truck is docked. Optional relay can trigger door operator to open and/or turn on "truck-waiting" light inside the building. Includes manual red/green switch mounted to NEMA enclosure.

ITEM CODE	HEIGHT	LEDs
LDBLK	2.5'	2

OPTIONS & ACCESSORIES	ON PAGE
LED Harness Cable Upgrades (40', 60', 80', 100')	11
LED Retainer Track (TRACKSNG5-CLASSIC, TRACKSNG5, TRACKDUAL5, TRACK995, TRACK905, TRACK455)	11
NEMABOX Options & Accessories	12
High-Current Relay Outputs	12
Presence Detector	CONTACT US

KIT COMPONENTS
LED Strip (2)
30' LED Harness Cable
LED Harness Cable Splitter
TRACKDUAL 2.5' (2)
LED Controller
DC Power Supply (PS24VIN-2.5A)
Signal Wire (22-4 10')
NEMABOX-8X6X4-CTRL-INSTALLED
Installation Manual

LDBLK-SIGN

The LDBLK-SIGN is an add-on to the LDBLK but can also work as a standalone system using a 2-way switch. Our 19" L x 19" H x 2" W LED sign provides status to the driver from the loading dock's exterior. Red when dock is unavailable and Green when dock is available.

ITEM CODE	INSTALLATION
LDBLK-SIGN	Connect to LDBLK or any LDLK
LDBLK-SIGN-SWITCH	Connect to a 2-way switch



Red - Dock Unavailable



Green - Dock Available



LDLK / LOADING DOCK LIGHT KIT

The Loading Dock Light Kit (LDLK) wires into any existing truck restraint or loading dock door operator. Our patented LED controller detects signals that indicate door or dock status. The bright LED lights turn solid green only when the restraint is successfully engaged, the door is fully open, and the leveler is fully extended. During override situations, lights will flash amber or can alternate red/green. Lights are solid or flashing red when dock is closed or not safe for use. Perfect for warehouse loading docks!

The LDLK-C is our NEW and improved translucent ABS plastic corner light kit that can be added to the vertical LED strip option of the LDLK5/LDLK10 or as a standalone. The LED light passes through the plastic, but reflects off the plastic elbow to broadcast far more diffused light than our previous version.

ITEM CODE	LEDS
LDLK5 * - (2) 5' LED Strips	2
LDLK10 * - (2) 10' LED Strips	2
LDLK-C * - (Left & Right) LED Corner Lights 18"x18"	2

*Includes LEDs, retainer tracks and wiring for left and right sides.

OPTIONS & ACCESSORIES	ON PAGE
LED Harness Cable upgrade (30', 40', 60', 80', 100')	11
LED High-Brightness (+30%)	10
Limit Switch (LIMITSWITCH-LEVELER)	12
NEMABOX Options & Accessories	12
Optical Signal Converter	CONTACT US
Presence Detector (Truck waiting or pedestrian danger)	CONTACT US

KIT COMPONENTS
LED Strips or LED Corner Lights
20' or 30' LED Harness Cable *
LDLK5/LDLK10 TRACKDUAL (2 or 4) *
LDLK-C (2) L-Shaped Translucent ABS LED Retainers
LDLK-C Wall Bracket Assembly (2)
LED Dock Controller (CONTROL-LDLK)
AC Signal Converter (AC SIGNAL CONVERT 7)
DC Power Supply (PS24VIN-2.5A)
Signal Wire (22-4 10')
Installation Manual

*Quantity depends on item code.





LDLK-LEVELER5

LOADING DOCK LEVELER LIGHT KIT

The LDLK-LEVELER5 is an add-on to the LDLK. The LEVELERKIT5 is a standalone system. Both add LEDs to the sides of any new or existing dock leveler. Create a lighted green path for forklifts to safely enter and exit trucks. Adding a pedestrian sensor over the interior door will notify the forklift driver of safety issues, even when inside a truck. Our patented LED controller detects leveler lip status, turning from solid red to solid green when the lip is fully extended. You can add an optional door limit switch to ensure door is fully-open too!

ITEM CODE	LENGTH	LEDs	MODE
LDLK-LEVELER5	5'	2	Add-on to LDLK
LEVELERKIT5	5'	2	Standalone

*Includes LEDs, retainer tracks and wiring for left and right sides.

OPTIONS & ACCESSORIES	ON PAGE
LED Harness Cable Upgrade (30', 40', 60', 80', 100')	11
LED High-Brightness (+30%)	10
Limit Switch (LIMITSWITCH-LEVELER)	12
NEMABOX Options & Accessories	12
Track Tape Kit (High strength double sided tape preinstalled)	12


KIT COMPONENTS
LED Strip (2)
20' LED Harness Cable (2)
Track995 (2)
LED Dock Controller* (CONTROL-LDLK)
AC Signal Converter (AC SIGNAL CONVERT 7)
DC Power Supply* (PS24VIN-2.5A)
Signal Wire (22-4 10')
NEMABOX-8X6X4-CTRL-INSTALLED
Limit Switch (LIMITSWITCH-LEVELER)
Limit Switch Bracket
Installation Manual

*Not included with LDLK-LEVELER5.



NEMABOX-TIMER-PREANNOUNCE - Page 12





NEMABOX-8X6X4-CTRL-INSTALLED - Page 12

ACCESSORIES

ACCESSORIES

LED CONTROLLERS

The BrinkAlert LED Controller (patent # 11089662) controls the color of our LEDs when integrated with a variety of industrial and commercial warehouse contexts such as overhead doors, truck restraints, and dock levelers. The LED Controller interprets signals sent from an operator or sensors and intelligently changes the colors and/or flashing of the LED lights. This programmable LED Controller can accommodate many complex scenarios.

ITEM CODE	DESCRIPTION
CONTROL-APPROACHALERT	LED Controller Device for blind spots in facility & warehouse environments
CONTROL-CDLK	LED Controller Device for commercial doors
CONTROL-LDLK	LED Controller Device for loading dock doors, truck restraints and levelers

Design Components

- Two 4-pin headers for connecting one to four LED strips
- One 4-pin header for connecting 4-conductor signal wire
 - Door Controller – GND | Close | Open | Safety or Pre-announce
 - Dock Controller – COM | Green | Door Leveler | Amber or Red
 - ApproachAlert Controller – GND | Far | Near | Door
- VDC power header for connecting to DC power supply
- USB header for connecting to PC
- Unique serialized numbering for easy device tracking

Technical Specifications

- Dimensions (L x W x H) (in/mm)
 - 4.18 x 2.31 x 1.25 in./107 x 60 x 19 mm
- 24VDC power in/out (must use same-voltage LED strips)
- Environmental Limits -30°F to 135°F
- USB-Type B connector
 - Windows XP/7/8/10/11 compatible
- Case Material: Flame Retardant ABS
- Case Flame Rating: UL94-5VA

Programming

LED Controllers are shipped from our factory pre-programmed and ready to use. Re-programming controllers is done with a simple PC configuration tool, which can be downloaded from the BrinkAlert.com website. They can also be re-programmed using a simple jumper wire. Refer to installation manual or contact BrinkAlert Tech Support for detailed programming instructions.



ACCESSORIES LED STRIPS

*Wiring harnesses available separately for all LED strips.

ITEM CODE	LENGTH	WATTS	VOLTS	NOTES
LED2.5-10C-G	2.5'	6	24	LED with built-in 10' harness with connector
LED2.5-C-G	2.5'	6	24	LED with normal cable and connector
LED3-20-G	3'	7.3	24	LED with built-in 20' harness
LED3-T-G	3'	7.3	24	LED with connector
LED5-24-G	5'	12	24	Standard 24VDC
LED5-24HI-G	5'	15.6	24	30% brighter than standard LED
LED5-24-HI-UPGRADE	5'	15.6	24	Upgrade to High-Brightness from Standard
LED10-24-G	10'	24.2	24	Standard 24VDC
LED10-24-HI-G	10'	31.46	24	30% brighter than standard LED
LED10-24-HI-UPGRADE	10'	31.46	24	Upgrade to High-Brightness from Standard
LED12-24-G	12'	28.8	24	Standard 24VDC
LED12-24HI-G	12'	37.44	24	30% brighter than standard LED
LED12-24HI-UPGRADE	12'	37.44	24	Upgrade to High-Brightness from Standard
LED15-24-G	15'	37.2	24	Standard 24VDC
LED15-24HI-G	15'	48.36	24	30% brighter than standard LED
LED15-24HI-UPGRADE	15'	48.36	24	Upgrade to High-Brightness from Standard
LED20-24-G	20'	40.8	24	Standard 24VDC
LED20-24-HI-G	20'	53.04	24	30% brighter than standard LED
LED20-24HI-UPGRADE	20'	53.04	24	Upgrade to High-Brightness from Standard
LED25-24-G	25'	60	24	Standard 24VDC
LED25-24-HI-G	25'	72	24	30% brighter than standard LED
LED25-24HI-UPGRADE	25'	72	24	Upgrade to High-Brightness from Standard



- CE-Rated.
- IP68-Rated (Submersible).
- Can endure temperatures from as low as -40°F up to 165°F.
- Can be cut on cut-lines.
- Custom designed in-house by BrinkAlert engineers.
- LED Harness Cable not included, available separately. See page 11.

ACCESSORIES

LED HARNESSES & RETAINER TRACK

LED HARNESS CABLES

ITEM CODE	DESCRIPTION
HARNESS4-G	LED wiring harness - 4' long (1.2m)
HARNESS10-G	LED wiring harness - 10' long (3m)
HARNESS20-G	LED wiring harness - 20' long (6m)
HARNESS30-G	LED wiring harness - 30' long (9m)
HARNESS40-G	LED wiring harness - 40' long (12m)
HARNESS60-G	LED wiring harness - 60' long (18.3m)
HARNESS80-G	LED wiring harness - 80' long (24.4m)
HARNESS100-G	LED wiring harness - 100' long (30m)




- Marine-grade tinned wire.
- 22-4 conductors.
- Male connector with retention cap.

LED RETAINER TRACKS

ITEM CODE	DESCRIPTION
TRACKSNG5-CLASSIC	Flat LED retainer with 1" mount area
TRACKSNG5	Flat LED retainer with 1" mount area
TRACKDUAL5	Flat LED retainer with 1" mounting areas on both sides of LED strip
TRACK905	90 degree LED retainer with 1" extension and 1" mounting area
TRACK995	90 degree LED retainer with 1" mounting area
TRACK455	45 degree LED retainer with 1" extension and 1" mounting area

- Sold in 5' sections. Shipped in 2.5' segments.
- Unpainted 6061 aluminum, easy to cut and powder coat.
- Track Tape Kit optional (double-sided tape pre-installed).
- Pre-Drilling service available.



ACCESSORIES

ADDITIONAL OPTIONS & ACCESSORIES



ITEM CODE	DESCRIPTION
AC SIGNAL CONVERT 4	AC Signal Converter for LED Controller to use simple A/C input signals
AC SIGNAL CONVERT 7	AC Signal Converter for LED Controller, includes 3 isolated AC inputs and 1 isolated DC ground
CONTROL-OPTICAL-CONVERTER	Optical signal converter for connecting to devices with LED signal outputs. Complete isolation because no copper connections between LDLK and source.
HORN-LOUD	Horn, no light, VERY loud sound level: 95 db, dashboard mount, 3 - 24V
HORN-REDLIGHT	Horn, flashing red light, medium sound level: 80 db, dashboard mount, 12V
LED Amplifier	LED Amplifier boosts the signal from our LED Controller to power larger installations of LED strips. It supports 12-24V input and up to 6A per channel across 4 channels. With a 10Mbps switch rate and a maximum output of 15A, it's perfect for maintaining uniformity in long or multiple LED strip setups with a common anode configuration.
LIMITSWITCH-LEVELER	Limit switch with contacting lever
LIMITSWITCH-ROLLER	Limit switch with contacting roller
PS24VIN-2.5A	DC Power Supply (100-240VAC In, 24VDC/2.5A out, indoor-rated, UL, 2.1mm)
PS24VIN-4A	DC Power Supply (100-220VAC In, 24VDC-4A out, indoor-rated, UL, Right-Angle plug 2.1mm)
NEMABOX-8X6X4-CTRL-INSTALLED	High-Quality NEMA enclosure to protect electronics. 8" x 6" x 4" (includes installation of LED controller and DC power supply)
NEMABOX-12X8X6	High-Quality NEMA enclosure to protect electronics. 12" x 8" x 6" (empty enclosure)
NEMABOX-TIMER-PREANNOUNCE	(2) Programmable timers installed in NEMABOX for timer-based control of LED safety lights & commercial door - allows pre-announce with existing manual close button (delay the door close for 2-3 seconds with amber flashing alert) (includes installation of LED controller and DC power supply)
TIMER-RELAY-DIGITAL	Timer Relay, Time Delay DC 12V Programmable Timer Switch Module
TRANSFORM480AC-110AC-100VA	Control Transformer, VA Rating 100VA, Input Voltage 208/240/277/380/480VAC, Output Voltage 110VAC 100VA (Typically purchased with and installed in NEMABOX-8X6X4-CTRL-INSTALLED)
TRACKTAPEKIT	3 pieces of high-strength 3M double-sided tape attached to ends & middle of one of our 5' aluminum tracks (any type)

NOTE: Some installations may require one or more of the following accessories. Contact your sales representative for more information.

WARRANTY POLICY

Warranty Terms & Conditions

We provide a limited 3-year manufacturer's warranty on all BrinkAlert branded door and dock safety light products purchased from an authorized distributor or retail seller. This limited warranty guarantees these products to be free of defects in materials and workmanship within the stated warranty period. Any product that is within the warranty period and found to be defective will be repaired or replaced. The warranty period commences from the date of purchase.

Warranty Replacement Process

If a product you have purchased has failed or is not working as expected, please proceed as follows:

1. Contact our Technical Support team at **786-339-9840** for assistance. Often issues can be easily resolved by reviewing wiring connections and other settings with our knowledgeable support staff. If it is determined that your product has a potential defect, our staff will direct you to our website to complete a Warranty Claim Form. This will initiate the claim process.
2. If it is determined that your product has a potential defect, our staff will direct you to our website to complete a Warranty Claim Form. This will initiate the claim process.
3. After your claim has been submitted, a member of our team will provide you with an RMA number and instructions on how to return your item(s). The RMA number must be clearly marked on all boxes and packaging. Return shipping charges are the responsibility of the customer.
4. To expedite claims processing, email the tracking number for your return to RMA@BrinkAlert.com
Note: Do not return any product without prior written authorization (RMA #) from BrinkAlert's Customer Service team. Any product returned to BrinkAlert without prior authorization may be returned to Customer at Customer's expense.
5. Returned items will be inspected upon receipt and tested to determine their operational status. Defective items will be repaired or replaced at BrinkAlert's discretion. If it is determined that the item does not have a manufacturing defect, BrinkAlert will contact the Customer to discuss further options.
6. Defective items must be returned to BrinkAlert within 30 days of warranty claim submission. Items not returned promptly are subject to loss of warranty status and any replacement items shipped to you will become billable.

Shipping

All warranty replacement parts will be shipped to the customer via UPS Ground with shipping costs paid by BrinkAlert. Requests for expedited shipping will be at customer's expense. **We do not provide prepaid shipping labels for product returns.**

Warranty Disclaimer

This limited warranty does not cover non-defect damage, damage caused by improper installation, operation, or care (including, but not limited to abuse, misuse, unauthorized repairs or any alterations to this product not specified in the available product literature), labor or trip charges for reinstalling a repaired or replaced unit, or units installed for non-standard use. This limited warranty also does not cover any problems caused by electrical interference. Under no circumstances shall manufacturer or seller be liable for consequential, incidental, or special damages arising in connection with use, or inability to use, this product. In no event shall seller's liability for breach of warranty, breach of contract, negligence or strict liability exceed the cost of the product covered hereby. No person is authorized to assume any other liability for BrinkAlert in connection with the sale of this product.



RETURNS POLICY

Eligible Product Returns

- New items in resalable condition and original packaging are returnable within 5 days of delivery at customer's expense. Restocking fees apply (see below).
- Items shipped in error, duplicate orders or items not listed on customer PO are returnable at shipper's expense. All errors must be reported within 3 days of product delivery and a return label will be provided. Items not returned within 5 days of delivery will become billable.

Note: Certain items are non-returnable, including:

- Custom ordered items that are non-stocking items
- Non-stocking items that are drop shipped directly from the manufacturer / vendor
- Final sale items that are close out, discontinued or obsolete
- Products without original package or in non-resalable condition

Returns Process

1. If for whatever reason you need to return a product you have purchased, you must file a Product Returns claim using the BrinkAlert Claim Form.
2. After submitting your claim form, you will be contacted by our Customer Service team and provided with a return authorization number and instructions on where to send your items. Return shipping charges are to be prepaid and are the responsibility of the customer.
3. To expedite claims processing, email the tracking number for your return to **RMA@BrinkAlert.com**
Note: Do not return any product without a prior written authorization (RMA #) provided by BrinkAlert's Customer Service team. Any product returned to BrinkAlert without written authorization will be returned to Customer at Customer's expense.
4. Once we have received your return and the product has been inspected and approved, your account will be credited for the original purchase price minus restocking fees (if applicable).
5. Any items not returned in new, resalable condition will be returned to Customer at Customer's expense and no credit will be issued

Restocking Fees

If the return is not due to a BrinkAlert shipping error, a restock fee will apply as follows:

- Domestic Order Returns will incur a flat 25% restocking fee
- All International returns will incur a flat 35% restocking fee

Returns Credit

- Only material credit on account will be issued, subject to applicable restock fees to cover handling, inspection, and clerical costs.
- No credit will be issued for returned product that is not received in resalable condition.

Visit BrinkAlert.com for our Shipping Policy!



GATE ARMS+ **BRINK
ALERT**
LED SAFETY LIGHT SYSTEMS